


Statement Showing Shareholding Pattern
VAGHANI TECHNO- BUILD LIMITED


Name of the Company :

Scrip Code :		531676		Quarter Ended 30.06.09				
Category code	Category of Shareholder	Number of Shareholders	Total number of shares	Number of shares held in dematerialized form	Total shareholding as a percentage of total number of shares		Shares pledged or otherwise encumbered as a percentage of total number of shares	
					As a percentage of (A+B)I	As a percentage of (A+B+C)	Number of shares	As a percentage
(A)	Shareholding of Promoter and Promoter Group							
1	Indian							
(a)	Individuals/ Hindu Undivided Family	7	3915020	3915020	75.00	75.00	0	0.00
(b)	Central Government/ State Government(s)	0	0	0	0.00	0.00	0	0.00
(c)	Bodies Corporate	0	0	0	0.00	0.00	0	0.00
(d)	Financial Institutions/ Banks	0	0	0	0.00	0.00	0	0.00
(e)	Any Others(Specify)	0	0	0	0.00	0.00	0	0.00
	Sub Total(A)(1)	7	3915020	3915020	75.00	75.00	0	0.00
2	Foreign							
a	Individuals (Non-Residents Individuals/ Foreign Individuals)	0	0	0	0.00	0.00	0	0.00
b	Bodies Corporate	0	0	0	0.00	0.00	0	0.00
c	Institutions	0	0	0	0.00	0.00	0	0.00
d	Any Others(Specify)	0	0	0	0.00	0.00	0	0.00
	Sub Total(A)(2)	0	0	0	0.00	0.00	0	0.00
	Total Shareholding of Promoter and Promoter Group (A)= (A)(1)+(A)(2)	7	3915020	3915020	75.00	75.00	0	0.00
(B)	Public shareholding							
1	Institutions							
(a)	Mutual Funds/ UTI	1	60	0	0.00	0.00	0	0.00
(b)	Financial Institutions / Banks	0	0	0	0.00	0.00	0	0.00
(c)	Central Government/ State Government(s)	0	0	0	0.00	0.00	0	0.00
(d)	Venture Capital Funds	0	0	0	0.00	0.00	0	0.00
(e)	Insurance Companies	0	0	0	0.00	0.00	0	0.00
(f)	Foreign Institutional Investors	0	0	0	0.00	0.00	0	0.00
(g)	Foreign Venture Capital Investors	0	0	0	0.00	0.00	0	0.00
(h)	Any Other (specify)	0	0	0	0.00	0.00	0	0.00
	Sub-Total (B)(1)	1	60	0	0.00	0.00	0	0.00
B 2	Non-institutions							
(a)	Bodies Corporate	1	300	300	0.01	0.01	0	0.00
(b)	Individuals							
I	Individuals -i. Individual shareholders holding nominal share capital up to Rs 1 lakh	652	375241	58787	7.19	7.19	0	0.00
II	ii. Individual shareholders holding nominal share capital in excess of Rs. 1 lakh.	12	929379	637899	17.80	17.80	0	0.00
(c)	Any Other (specify)	0	0	0	0.00	0.00	0	0.00
	Sub-Total (B)(2)	665	1304920	696986	25	25	0	0.00
(B)	Total Public	666	1304980	696986	25	25	0	0.00
	TOTAL (A)+(B)	673	5220000	4612006	100	100	0	0.00
(C)	Shares held by Custodians and against which Depository Receipts have been issued							
		0	0	0	0.00	0.00	0	0.00
	GRAND TOTAL (A)+(B)+	673	5220000	4612006	100.00	100.00	0	0.00




**(I)(b) Statement showing Shareholding of persons belonging to the category
1. "Promoter and Promoter Group"**

Sr. No.	Name of the shareholder	Number of shares	Shares as a percentage of total number of shares {i.e., Grand Total (A)+(B)+(C) indicated in Statement at para (I)(a) above}
1	Govind Jivrajbhai Vaghani	592080	11.34
2	Kirtiben G Vaghani	144660	2.77
3	Bavchandbhai Jivrajbhai Vaghani	1074840	20.59
4	Hasumati B Vaghani	145920	2.80
5	Pratiksha Gala	489380	9.38
6	Kantilal Manilal Savla	978760	18.75
7	Kartik Popatlal Gala	489380	9.38
TOTAL		3915020	75.00




(I)(c) Statement showing Shareholding of persons belonging to the category "Public" and holding more than 1% of the total number of shares

Sr. No.	Name of the shareholder	Number of shares	Shares as a percentage of total number of shares {i.e., Grand Total (A)+(B)+(C) indicated in Statement at para (D)(a) above}
1	THAKKAR RAICHANDBHAI CHUNILAL	141900	2.72
2	RIBADIA RASIK	133002	2.55
3	VASANT RAJYAGOR	124620	2.39
4	RITABEN DILIPBHAI SIDHHPURA	87900	1.68
5	NIDHI DILIPKUMAR JHAVERI	71880	1.38
6	REKHA DILIPKUMAR JHAVERI	72000	1.38
7	PANCHAL DEEPAL S	64917	1.24
8	DILIPKUMAR JAYANTILAL JHAVERI	59880	1.15
9	SWATI P BHATT	53160	1.02
TOTAL		809259	15.50



(I)(d) Statement showing details of locked-in shares

Sr. No.	Name of the shareholder	Number of locked-in shares	Locked-in shares as a percentage of total number of shares
	NIL	0.00	0.00



(II)(a) Statement showing details of Depository Receipts (DRs)				
Sr. No.	Type of outstanding DR (ADRs, GDRs, SDRs, etc.)	Number of outstanding DRs	Number of shares underlying outstanding DRs	Shares underlying outstanding DRs as a percentage of total number of shares {i.e., Grand Total (A)+(B)+(C) indicated in Statement at para (I)(a) above}
NIL	NIL	NIL	NIL	NIL

TOTAL

(II)(b) Statement showing Holding of Depository Receipts (DRs), where underlying shares are in excess of 1% of the total number of shares						
Sr. No.	Name of the DR Holder	Type of outstanding DR (ADRs, GDRs, SDRs, etc.)	Number of shares underlying outstanding DRs	Shares underlying outstanding DRs as a percentage of total number of shares {i.e., Grand Total (A)+(B)+(C) indicated in Statement at para (I)(a) above}		
NIL	NIL	NIL	NIL	NIL		
TOTAL						

a

